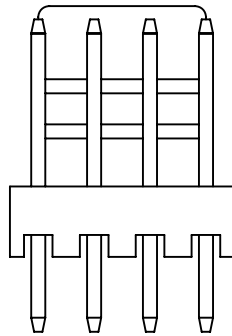
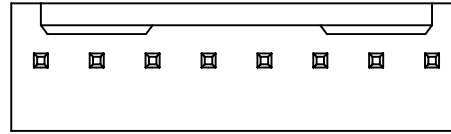
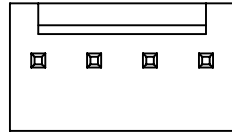


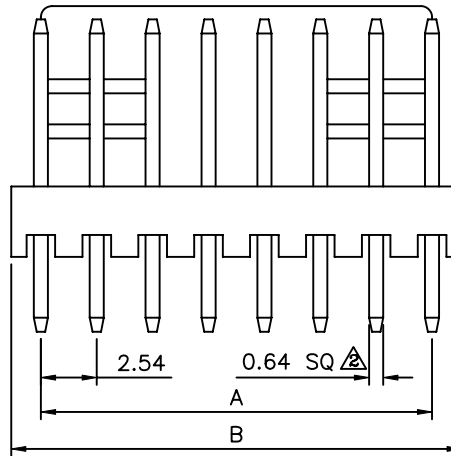


Recommended P.C.B. Layout

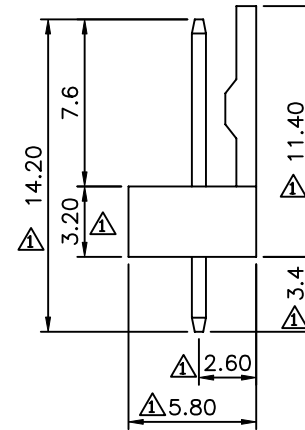
**SPECIFICATION**  
 Current Rating:3A AC/DC  
 Voltage Rating:250V AC Max.  
 Withstanding Voltage:1000V AC/Minute  
 Contact Resistance:20 Milliohms Max.  
 Insulation Resistance:1000 Megaohms Min.  
 Operation Temperature:-25°C~+85°C  
 Terminal:Brass,Tin Plated  
 Insulator:PA66(UL94V-2),Natural  
 RoHS Compliant



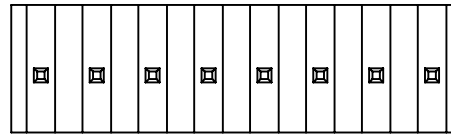
(2 Through 5 Circuits)



(6 Through 20 Circuits)



Poles	A	B
2	2.54	5.12
3	5.08	7.66
4	7.62	10.20
5	10.16	12.74
6	12.70	15.30
7	15.24	17.94
8	17.78	20.48
9	20.32	23.02
10	22.86	25.58
11	25.40	28.12
12	27.94	30.68
13	30.48	33.10
14	33.02	35.80
15	35.56	38.34
16	38.10	40.94
17	40.64	43.30
18	43.18	45.90
19	45.72	48.56
20	48.26	50.80



DRAWING No.  
01951

APPROVED BY MEI  
 CHECKED BY HZF  
 DRAWING BY QQJ

UNLESS OTHERWISE SPECIFIED TOLERANCES ARE  
 .X ±0.35  
 .XX ±0.25

SCALE NONE

REV. A2

UNIT mm

NO.	REV.	REVISIONS	CHK	DATE
A2		Modify Data	HZF	08/21/2010
A1		Add Tolerance	BECKY	2005/05/12
A0		NEW RELEASE	BECKY	